

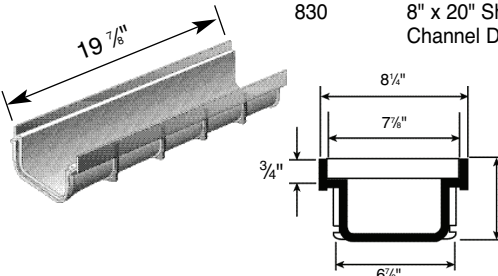
8" PRO SERIES CHANNEL™ DRAINS

Patented

MODULAR CHANNEL DRAINS

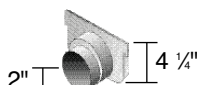
*Produced under license of First Plast S.R.L.- Italy

Part No.	Description	Color	Pkg. Qty.	Wt. Ea. (lbs.)	Product Class	Specifications
830	8" x 20" Shallow Profile Channel Drain*	Light Gray	1	2.00	25IN	NDS #830, 8" Wide Shallow Profile high impact PVC channel drain with mechanical interlocking joints and UV inhibitors.

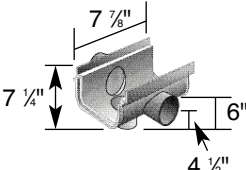


Grate should be recessed 1/8" below finish grade in non traffic applications. Grate should be recessed 1/4" in traffic applications.

Part No.	Description	Color	Pkg. Qty.	Wt. Ea. (lbs.)	Product Class	Specifications
831	8" Shallow Profile End Cap/ 3" S&D SPT Knock Out End Outlet*	Light Gray	1	0.40	25IN	NDS #831, 8" Wide Shallow Profile high impact PVC End Cap/End Outlet.

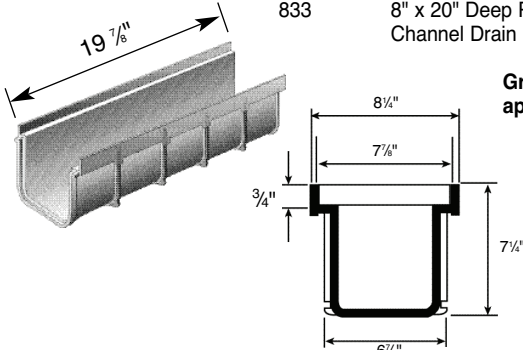


Part No.	Description	Color	Pkg. Qty.	Wt. Ea. (lbs.)	Product Class	Specifications
832	8" Shallow Profile 3" S&D SPT Side Outlet*	Light Gray	1	1.00	25IN	NDS #832, 8" Wide Shallow Profile high impact PVC Bottom/Side Outlet.



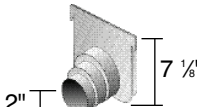
Bottom outlet fits 4" S&D pipe, 3" S&D fittings

Part No.	Description	Color	Pkg. Qty.	Wt. Ea. (lbs.)	Product Class	Specifications
833	8" x 20" Deep Profile Channel Drain	Light Gray	1	3.00	25IN	NDS #833, 8" Wide Deep Profile high impact PVC channel drain with mechanical interlocking joints and UV inhibitors.



Grate should be recessed 1/8" below finish grade in non traffic applications. Grate should be recessed 1/4" in traffic applications.

Part No.	Description	Color	Pkg. Qty.	Wt. Ea. (lbs.)	Product Class	Specifications
834	8" Deep Profile End Cap/ 3"&4" S&D SPT Knock Out End Outlet	Light Gray	10	1.20	25IN	NDS #834, 8" Wide Deep Profile high impact PVC End Cap/End Outlet.



Note: All dimensions are nominal. All weights are for shipping purposes only. Availability is subject to change.