



Top
scale 1:3




11 $\frac{11}{16}$ " sq.



Bottom
scale 1:5

Drill point for 2x 1/4-20 Bolts
(Optional by Others)

Perspective
scale 1:5



1 $\frac{1}{8}$ " ht.

Edge
scale 1:3

NOTES:

1. ADA Compliant: No openings are greater than $\frac{1}{2}$ "
2. Ships in 1 piece.
3. Due to casting inconsistencies, all dimensions are nominal.

Made in USA ©2007 Iron Age Designs

Interlaken 12"x12" Catch Basin Grate



Material: Cast Ductile Iron
Standard Raw Finish:
Fits: *NDS® 1200 series*
SOLD SEPARATELY

Weight: 13 lbs.
Edge Thickness: 1.125"
Product ID: IN12-12I12

Free Area 27.59"sq.
(approx): (20.2%)
Gallon/ Min sq area x FDA
(approx): x1.31= 36 GPM
Drawing Name: 01_INT_NDS_12x12

By: JH Date: 7/24/18
Scale: 1:1
© Registration: VA2-007-090