


TOP

35.875"sq.



SIDE

1.25"


0.375"

0.875"

0.125"




EDGE



BACK

PERSPECTIVE



NOTES:

1. Material: cast iron
2. Natural finish
3. Edge thickness: 1 1/4"
4. Fits frame manufactured by Iron Age Designs
5. No openings greater than 1/4"
6. Cast in 2 peices
7. Due to casting inconsistencies all dimensions are nominal

IRON AGE DESIGNS 2104 SW 152nd st #4 TEL 206.276.0925
Burien, WA 98166 FAX 206.257.0318
www.ironagedesigns.com

Argo Tree Grate 36"sq.

JOB NO. ...

DWG. NO. Argo.l.36sq_Tree

Drawn by: JH

Date: 4/4/13

Scale: NTS

© 2011 Iron Age Designs