

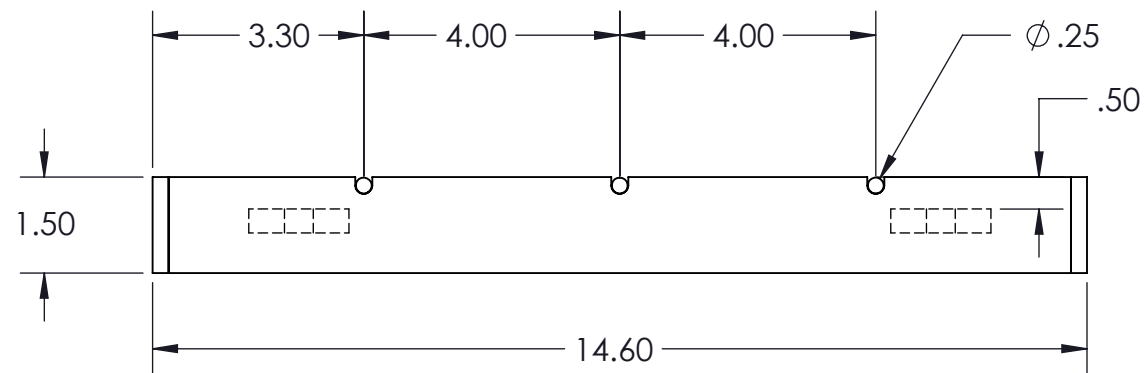
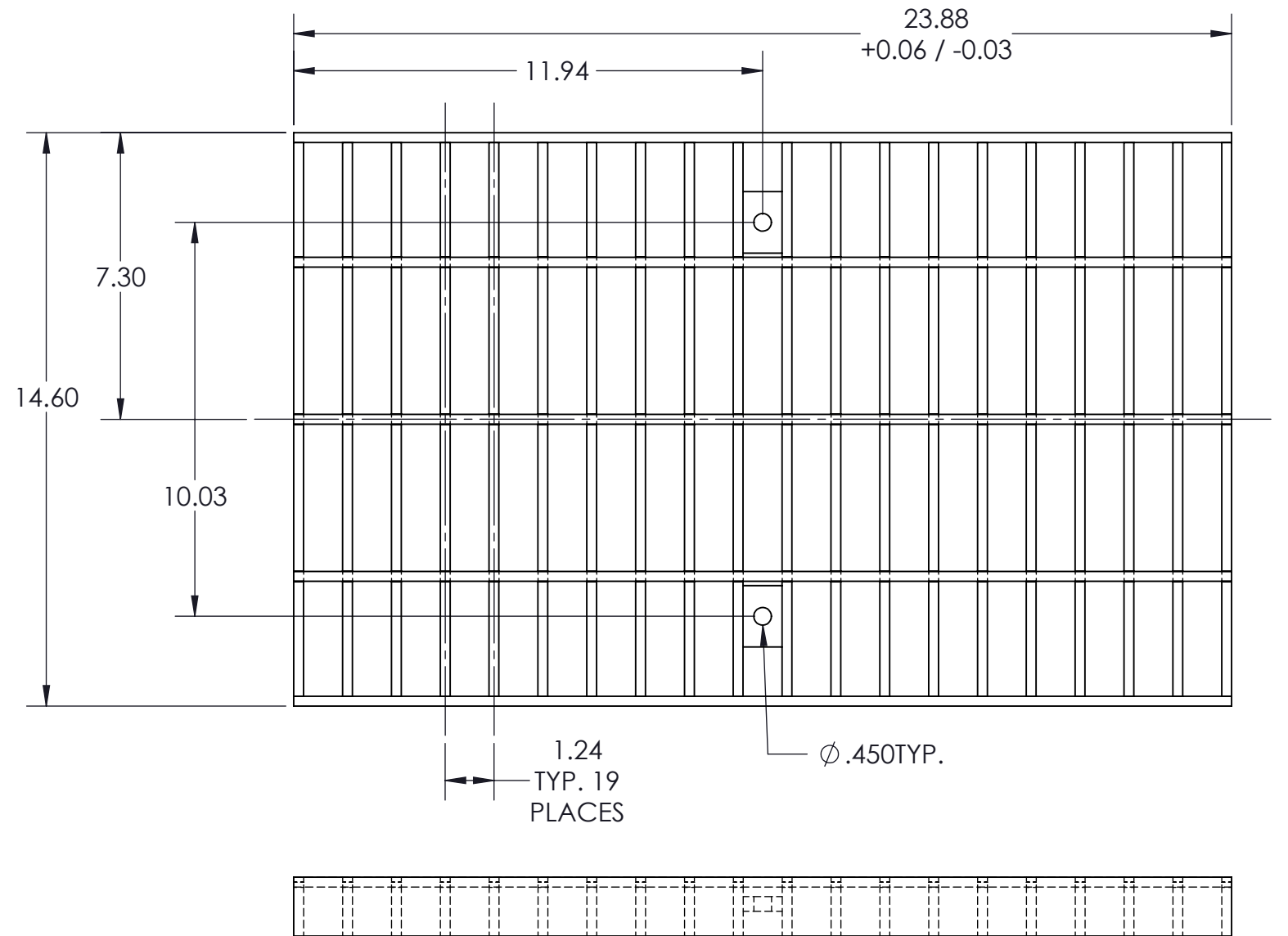

4

3

2

1

REVISIONS			
REV.	DESCRIPTION	DATE	APPROVED
A	ADDED 2ND HOLD DOWN PLATE AND ADJUSTED ROD SPACING	1/22/2019	CJP
B	CHANGED WIDTH FROM 14.00" TO 14.60" AND HOLE SPACING FROM 10.00" TO 10.03"	2/1/2019	CJP



-WELD REQUIRED ON ALL SEAMS/JOINTS
 -MATERIAL: 0.25" THICK STAINLESS STEEL

PROPRIETARY AND CONFIDENTIAL
 THE INFORMATION CONTAINED IN THIS DRAWING IS THE SOLE PROPERTY OF TRENCH DRAIN SYSTEMS. ANY REPRODUCTION IN PART OR AS A WHOLE WITHOUT THE WRITTEN PERMISSION OF TRENCH DRAIN SYSTEMS IS PROHIBITED.

		UNLESS OTHERWISE SPECIFIED: DIMENSIONS ARE IN INCHES TOLERANCES: ANGULAR: MACH ± BEND ±1 ONE PLACE DECIMAL ±0.031 TWO PLACE DECIMAL ±.062 THREE PLACE DECIMAL ± HOLE DIAMETER: ±0.010
		PART NO. FG1247R
FP1200 SERIES		MATERIAL SEE NOTES
NEXT ASSY	USED ON	FINISH SSE NOTES
APPLICATION		DO NOT SCALE DRAWING



TRENCH DRAIN SYSTEMS
 PO BOX 377
 FREMONT, OH 43420
 610-638-1221

DRAWN: CJP
 CHECKED:
 DATE: 2.5.20
 DESCRIPTION:
 GRATE BAR SS 14 X 24

SIZE DWG. NO. REV
B FG1247R **B**
 SCALE: 1:8 WEIGHT: SHEET 1 OF 1

4

3

2

1

B

B

A

A