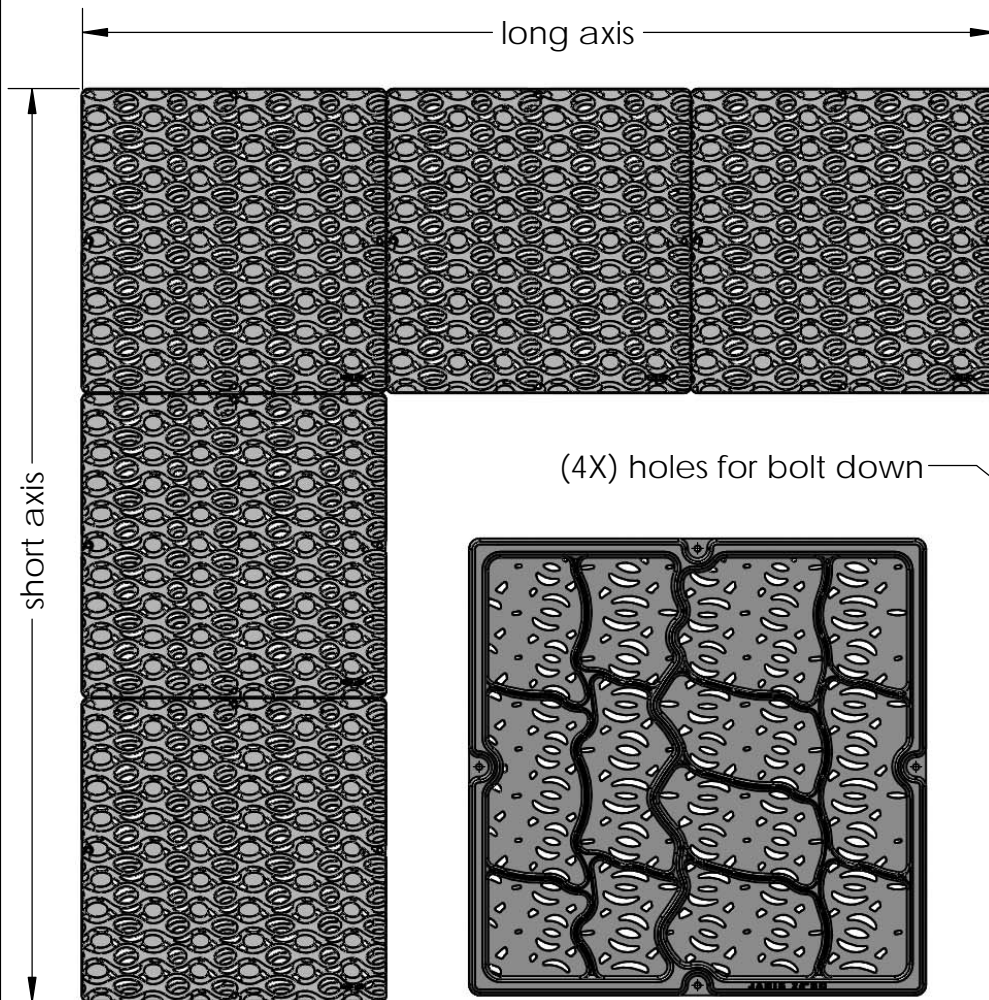



ARRAYED
scale 1:15

TOP
scale 1:5





(4X) holes for bolt down



BACK
scale 1:10

EDGE
scale 1:5



 **IRON AGE**
DESIGNS 2104 SW 152nd st #4 TEL 206.276.0925
Burien, WA 98166 FAX 206.257.0318
www.ironagedrains.com

Janis 24" Sq. Drain

JOB NO. 146011NR

DWG. NO. 07-JAN.N.24x24

Drawn by: CD

Date: 9/12/14

Scale: NTS

NOTES:

1. Material: cast grey iron
2. As Cast Finish
4. Weight: less than 90 lbs.
5. No openings greater than 1/2"
6. Fits drain body by Iron Age™ & NDS™ (2400 CB)
7. Due to casting inconsistencies all dimensions are nominal

© 2014 Iron Age Designs